

(START) SENSORS

SLIDE

THE DUTCH WATERSLIDE EXPERIENCE

Sensors on the slide for detection sliders


iSlide delivers sensors as a package which will be delivered complete with the fitting flange to install on the slide.

Also an outdoor enclosure with removable water tight cover is inclusive in the delivery. With this the outside of the slide can be finished, the enclosure is delivered in the color of the slide, RAL color needs to be specified by the client.

When a speed measurement needs to be done in combination with a traffic light 1 sensor is required.

An extra sensor in the middle of the slide can be used to increase the slide capacity.


! = (START)
PRODUCTS AT
THE START OF
THE SLIDE...



Effects



SENSORS



SLIDE

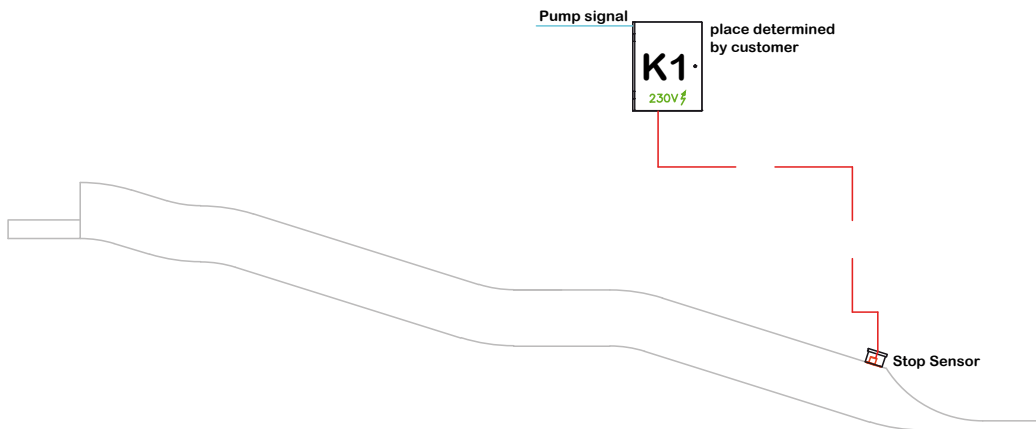
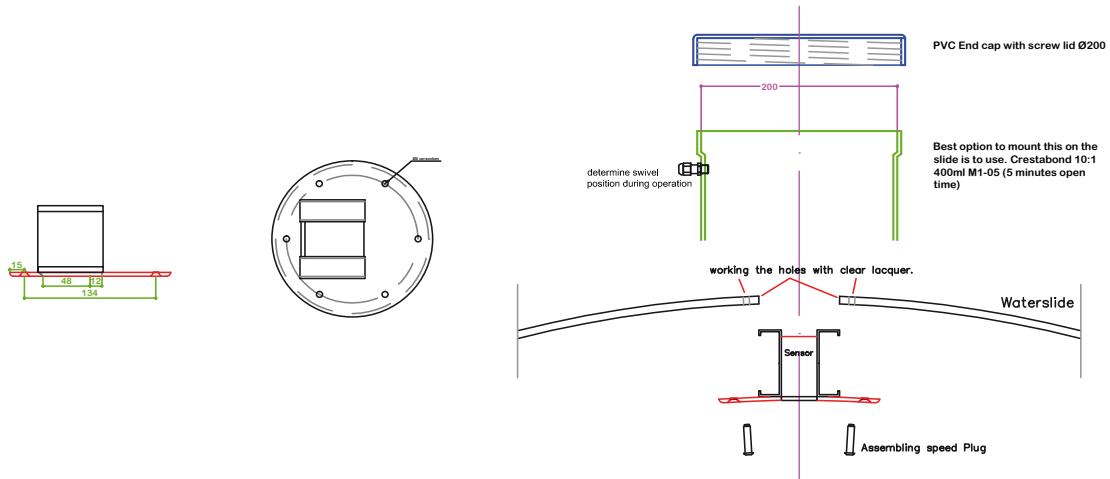
THE DUTCH WATERSLIDE EXPERIENCE

www.islide.eu

(START) SENSORS

SLIDE

THE DUTCH WATERSLIDE EXPERIENCE



Cabinet sizes (the dimensions are not final and can be adjust where necessary)

K1 = 835mm x 635mm x 300mm - 750 Watts

Cable Specifications

- Databcable CAT 5 SF/UTP / MAX. 100 mtr.
- Powercable 2 x 2,5 mm² / max. 50 mtr.
- Powercable 5 x 0,75 mm² / max. 100 mtr.

SLIDE

THE DUTCH WATERSLIDE EXPERIENCE

www.islide.eu